

12.520 Lecture Notes 18

Plates

Rock rheology \rightarrow function of T ; T increases with depth.

Thin region near surface remains elastic on geologic times. Below this, mantle behaves as a viscous fluid.

Plate theory:

Assume plate thickness $h \ll L$, with L a characteristic length scale

3-D equations simplify

Applications:

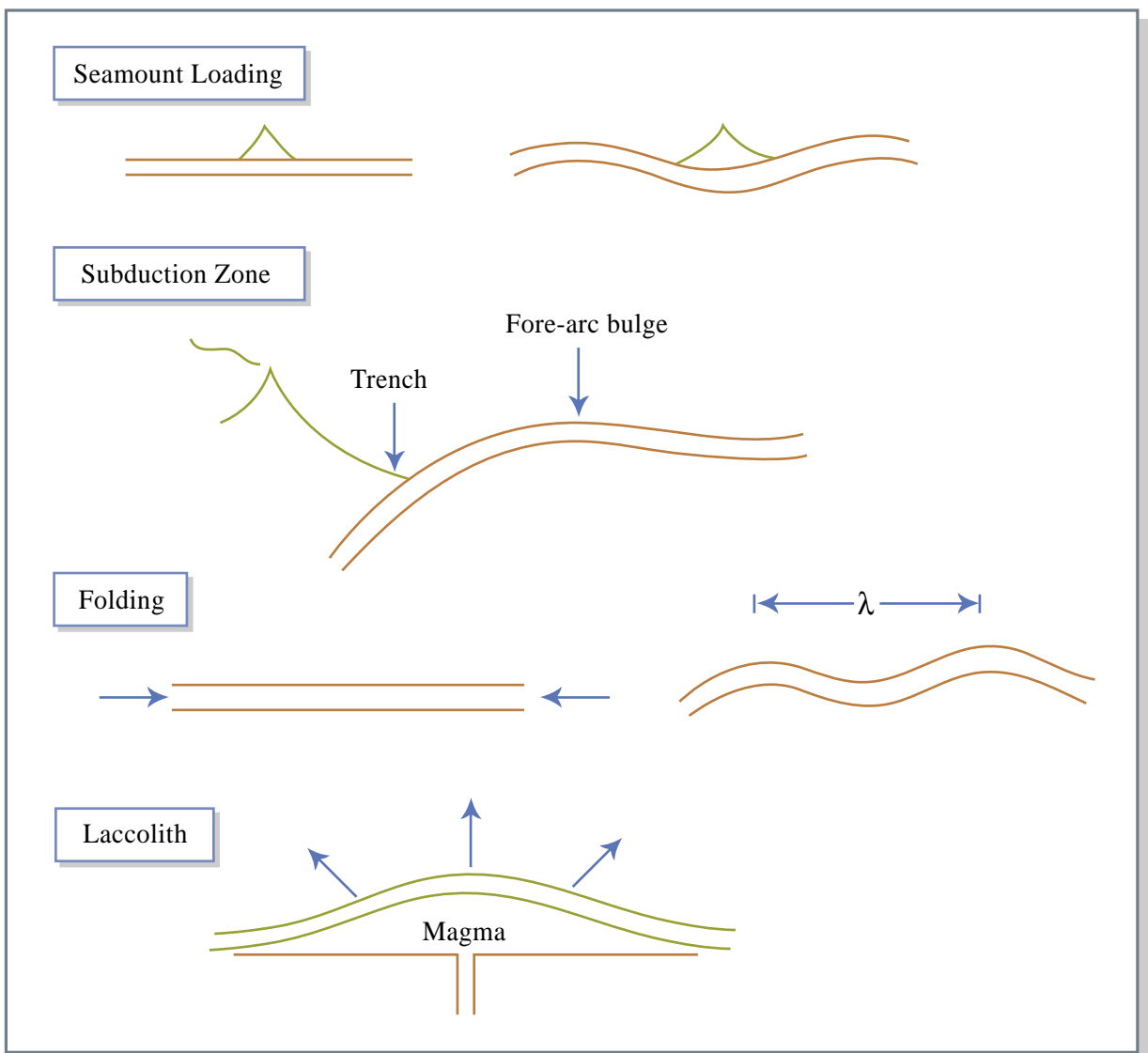


Figure 18.1
Figure by MIT OCW.

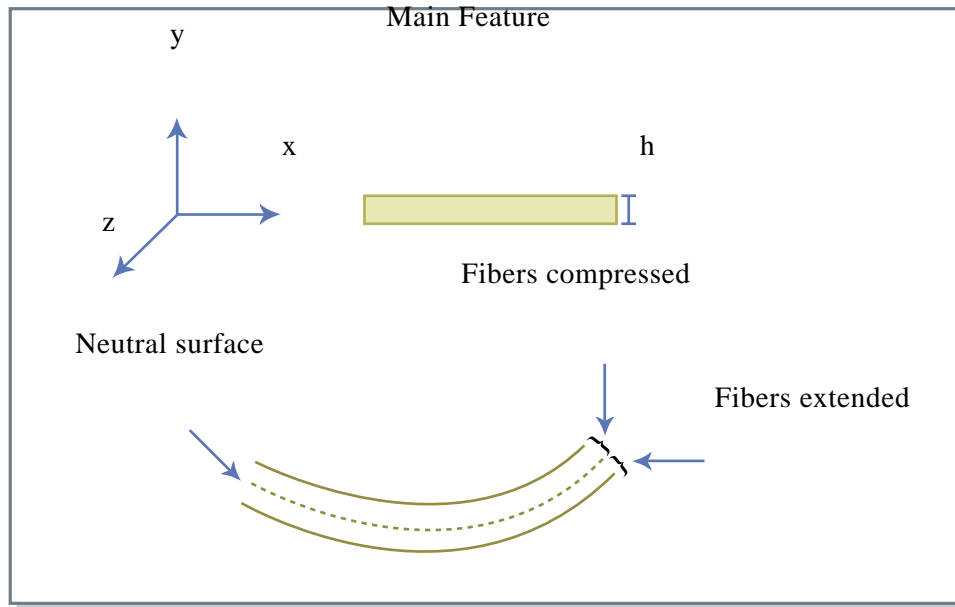


Figure 18.2
Figure by MIT OCW.

“Fiber stresses” large compare to tractions applied to surfaces.

Neutral surface – smooth and centered

Kirchoff’s assumption – approximate, but useful.

$$\sigma_{yy} = \sigma_{yx} = \sigma_{yz} = 0$$

$$\sigma_{xx}, \sigma_{zz} \text{ linearly through } -\frac{h}{2} \leq y \leq \frac{h}{2}$$

or

every straight line originally perpendicular to neutral
plane remains straight and perpendicular

More accurate formulations lead to nonlinear coupled equations, not solvable analytically.

To derive plate equations – consider the following figures:

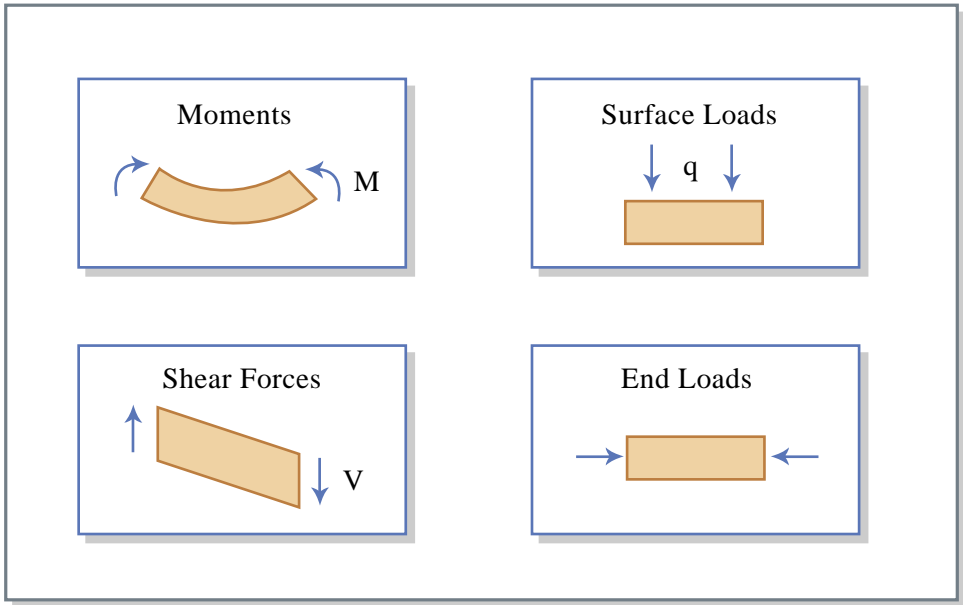


Figure 18.3
Figure by MIT OCW.

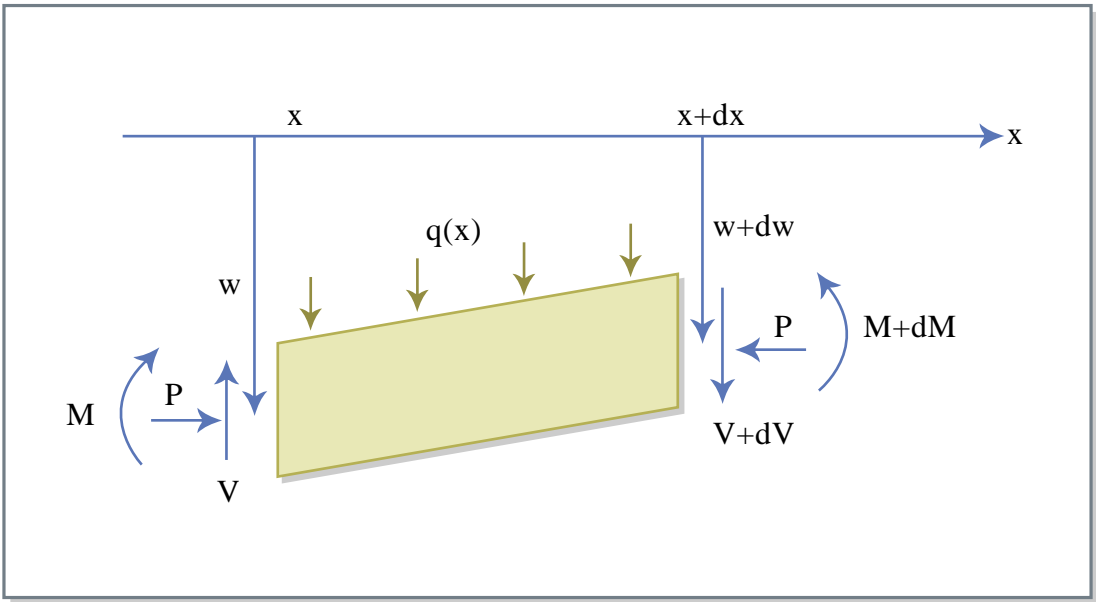


Figure 18.4
Figure by MIT OCW.

V – shear force / unit length

P – horizontal force / unit length

M – moment / unit length

q – force / unit area

Force balance – vertical

$$qdx + dV = 0 \Rightarrow \frac{dV}{dx} = -q$$

Torque balance (+ counterclockwise)

$$dM - Pdw - Vdx = 0$$
$$\frac{dM}{dx} = V + P \frac{dw}{dx}$$

Next – relate M to w .

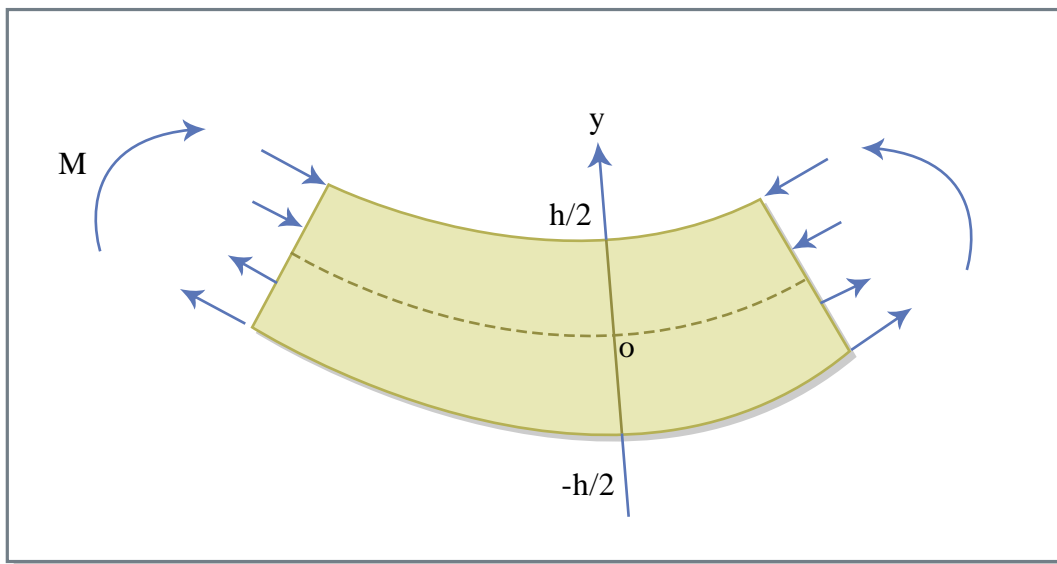


Figure 18.5
Figure by MIT OCW.

$$M = \int_{-h/2}^{h/2} \sigma_{xx} y dy$$

For plane stress,

$$\sigma_{xx} = \frac{E}{(1-\nu^2)} e_{xx}$$

Bending the plate causes fiber strains

$$e_{xx} = -\frac{\delta l}{l} = \frac{y}{R}$$

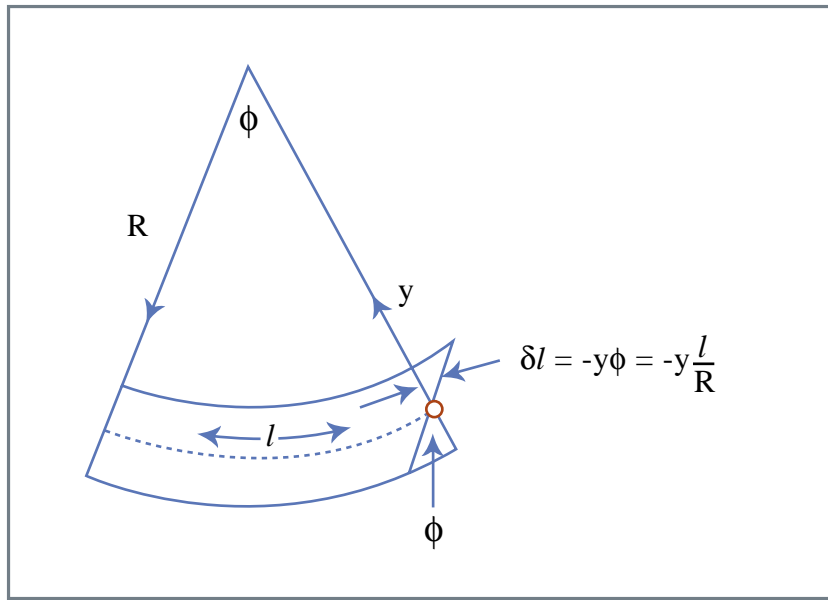


Figure 18.6
Figure by MIT OCW.

Now – let l get small

$$\varepsilon_{xx} = -y \frac{d^2 w}{dx^2}$$

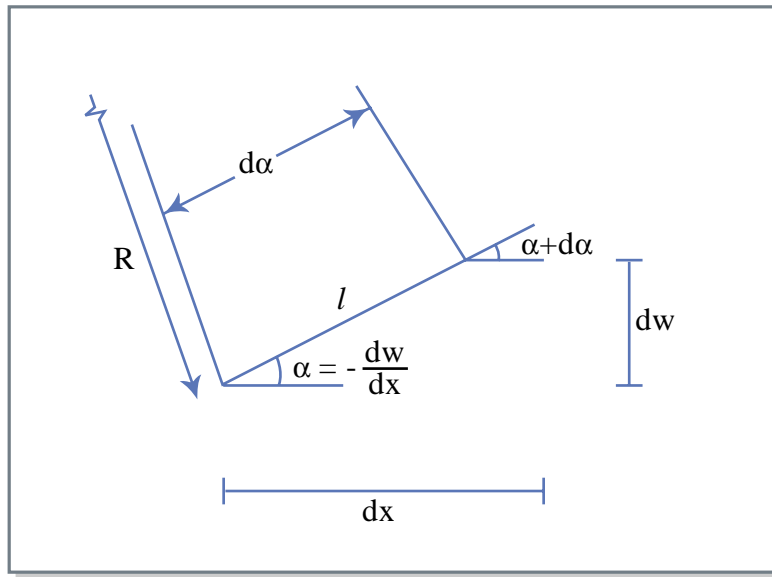


Figure 18.7
Figure by MIT OCW.

Then, substituting

$$M = -\frac{E}{(1-\nu^2)} \frac{d^2w}{dx^2} \int_{-h/2}^{h/2} y^2 dy$$

$$M = -\frac{Eh^3}{12(1-\nu^2)} \frac{d^2w}{dx^2}$$

or

$$M = -D \frac{d^2w}{dx^2} = \frac{D}{R}$$

where $D \equiv \frac{Eh^3}{12(1-\nu^2)}$ (flexural rigidity)

Substituting

$$D \frac{d^4w}{dx^4} = q(x) - P \frac{d^2w}{dx^2}$$

This equation is called plate equation.